

Performance Report - Quarter 4 - 2013/14

DMT lead: Janice Spencer

RED DIAMOND

2023SC: No. subject to a CPP per 10,000 population <18

Owner : Roz Cordy

Polarity: Smaller is Better

Unit: Number per 10,000

CBP

CYPP



	30/04/13	31/05/13	30/06/13	31/07/13	31/08/13	30/09/13	31/10/13	30/11/13	31/12/13	31/01/14	28/02/14	31/03/14
Actual			26.2			27			25.84			24.62
Target			20			20			20			20
Symbol												

Latest Comments:

Comment Author: Roz Cordy - Comment Subject: Head of Service Commentary

There has been a reduction in the number of children with a Child Protection Plan compared to December 2013 but is still above the 2013/2014 target. This is a difficult indicator to manage by target. The reasons can be several and complex, for example earlier recognition that children are suffering significant harm, cases being managed as Child protection rather than Child in Need, an increased number of large sibling groups and better recognition of harm by other agencies. Lincolnshire's numbers per 10,000 are still lower than both its statistical neighbours and all England placing Lincolnshire in the upper quartile. Monitoring and audits of Child Protection cases occurs on a monthly basis with team managers meeting with Case conference Chairs to discuss individual cases and practice. Heads of service and Assistant Directors, at their monthly performance meeting looking at themes and trends.





Performance Report - Quarter 4 - 2013/14

CS012: % of privately fostered children visited within required timescales

Owner : John Harris

Polarity: Bigger is Better

Unit: %

	30/04/13	31/05/13	30/06/13	31/07/13	31/08/13	30/09/13	31/10/13	30/11/13	31/12/13	31/01/14	28/02/14	31/03/14
Actual			81.48			83.78			80.85			81
Target			85			85			85			85
Symbol												

Latest Comments:

Comment Author: John Harris - Comment Subject: Head of Service Commentary

this is a provisional figure and may be revised when the statutory return is completed

the end of year figure is a marginal improvement on the previous figure but remains under target. During 2013/14 9 privately fostered children have had a regulatory visit recorded as being completed outside of timescale. 3 of these cases were closed and the remaining 6 had visits that were entered into the system outside of the timescale. The tracker role has been established to ensure that performance is sustained as they identify due dates for visits and ensure that Social Workers are advised of the need for completion.

Performance Report - Quarter 4 - 2013/14

NI063 Stability of placements of looked after children: length of placement

Owner : John Harris

Polarity: Bigger is Better

Unit: %

CYPP



	30/04/13	31/05/13	30/06/13	31/07/13	31/08/13	30/09/13	31/10/13	30/11/13	31/12/13	31/01/14	28/02/14	31/03/14
Actual			67.86			67.07			69.41			66.1
Target			71			71			71			71
Symbol												

Latest Comments:

Comment Author: John Harris - Comment Subject: Head of Service Commentary

This data is provisional. It will be finalised with the submission of the Social Care statutory return. Final figures are likely to be available in July.

This performance target represents the group of children who present a considerable challenge for the local authority. Over the past 2 years, there has been a marked increase in the number of looked after children from 492 at end of March 2011 to 595 at year end 2014. Amongst these has been a significant increase in children requiring permanence. This has increased from 7 in 2011 to 34 in March 2014. As a result, some task centred placements are exceeding the expected duration and some carers have requested that children be moved. There is a recruitment strategy in place to address the needs of these children but the complex needs of some children make securing permanence difficult and this presents a challenge in terms of placement stability.

At the end of year, 60 children within the NI063 indicator have not been in the same placement for 2 years. Of these it is important to note that 35 are in placements that have lasted for more than 200 days and 4 children have returned positively to the care of their parents. If these 4 children were added to the numerator performance would be 68.9%. In addition there are 6 children within the cohort who are subject to Placement Orders and for whom adoption has not proven to be possible. 4 of this group are in placements that are anticipated to meet their needs on a permanent basis.

NI064 Child protection plans lasting 2 years or more

Owner : Roz Cordy

Polarity: Smaller is Better

Unit: %

CYPP



	30/04/13	31/05/13	30/06/13	31/07/13	31/08/13	30/09/13	31/10/13	30/11/13	31/12/13	31/01/14	28/02/14	31/03/14
Actual			6.9			5.36			3.81			4.13
Target			4			4			4			4
Symbol												

Latest Comments:

Comment Author: Roz Cordy - Comment Subject: Head of Service Commentary

The number of children who have been on a Child Protection plan for two years or more has increased to 4.13, this is slightly above the target of 4.00. The actual numbers are low at 21 children. The cases are regularly reviewed on a multi agency basis to ensure the right intervention is in place for the child.





Performance Report - Quarter 4 - 2013/14

NI065 Children becoming the subject of a Child Protection Plan for a second or subsequent time

Owner : Roz Cordy

Polarity: Smaller is Better

Unit: %

	30/04/13	31/05/13	30/06/13	31/07/13	31/08/13	30/09/13	31/10/13	30/11/13	31/12/13	31/01/14	28/02/14	31/03/14
Actual			10.9			15.08			16.09			14.95
Target			14			14			14			14
Symbol												

Latest Comments:

Comment Author: Roz Cordy - Comment Subject: Head of Service Commentary

The number of children subject to a Child Protection Plan for a second or subsequent time has reduced to 14.95 but is still above the target of 14. The actual numbers of children are 87 out of a total of 582 subject to plans over the last year. A review of children subject to a plan for a second or subsequent time found that the reason for the second plan was appropriate, however signs of safety mapping is now being completed on every case before the team manager makes a decision to take the case back to initial case conference.

Performance Report - Quarter 4 - 2013/14

GREEN PLUS

CS145: the percentage of LAC with an up-to-date dental check

Owner : Tara Jones

Polarity: Bigger is Better

Unit: %

CYPP



	30/04/13	31/05/13	30/06/13	31/07/13	31/08/13	30/09/13	31/10/13	30/11/13	31/12/13	31/01/14	28/02/14	31/03/14
Actual			92.8			88.1			85.6			98.2
Target			96			96			96			96
Symbol												

Latest Comments:

Comment Author: Tara Jones - Comment Subject: Head of Service Commentary

The target has been exceeded through robust management oversight. The use of business support to follow up dental checks with foster carers has proved invaluable in terms of improving performance.

CS146: The percentage of LAC with up-to-date routine immunisations

Owner : Tara Jones

Polarity: Bigger is Better

Unit:

CYPP



	30/04/13	31/05/13	30/06/13	31/07/13	31/08/13	30/09/13	31/10/13	30/11/13	31/12/13	31/01/14	28/02/14	31/03/14
Actual			91.3			91.8			85.7			98
Target			96			96			96			96
Symbol												

Latest Comments:

Comment Author: Tara Jones - Comment Subject: Head of Service Commentary

Again this is an excellent end of year performance. Through raising awareness within Team meetings, recording of immunisations has improved, reducing the number of errors in ICS.

Performance Report - Quarter 4 - 2013/14

NI062 Stability of placements of looked after children: number of moves

Owner : John Harris

Polarity: Smaller is Better

Unit: %

CYPP



	30/04/13	31/05/13	30/06/13	31/07/13	31/08/13	30/09/13	31/10/13	30/11/13	31/12/13	31/01/14	28/02/14	31/03/14
Actual			0.85			2.63			6.45			7.68
Target			8			8			8			8
Symbol												

Latest Comments:

Comment Author: John Harris - Comment Subject: Head of Service Commentary

the data is provisional and will be finalised with the submission of social care statutory return. Final figures for this indicator are likely to be available in July

the performance has remained within target. This has been achieved against a steadily increasing looked after population. The fostering service has been able to offer more placement choice with an increase in the number of foster placements available but even so, effective matching has not always been possible upon admission to care.

PAF C23 (BV163): Adoptions of LAC

Owner : Tara Jones

Polarity: Bigger is Better

Unit: %

CYPP



	30/04/13	31/05/13	30/06/13	31/07/13	31/08/13	30/09/13	31/10/13	30/11/13	31/12/13	31/01/14	28/02/14	31/03/14
Actual			3.8			10.19			15.82			23.91
Target			3			6			9			12
Symbol												

Latest Comments:

Comment Author: Tara Jones - Comment Subject: Head of Service Commentary

End of year performance has exceeded the target of 15%. The revised Public Law Outline, early permanence and CAFCASS Plus initiative has led to timely assessments and decision making in respect of children's plans for adoption. Increased capacity made available from the adoption reform grants, has ensured increased family finding options, leading to more timely matching and granting of adoption orders.

Performance Report - Quarter 4 - 2013/14

BLUE CIRCLE

2042SC: LAC per 10,000 population aged under 18

Owner : Roz Cordy

Polarity: Smaller is Better

Unit: Number per 10,000

CBP



	30/04/13	31/05/13	30/06/13	31/07/13	31/08/13	30/09/13	31/10/13	30/11/13	31/12/13	31/01/14	28/02/14	31/03/14
Actual			41.94			40.9			42.16			42.87
Target			43			43			43			43
Symbol												

Latest Comments:

Comment Author: Roz Cordy - Comment Subject: Head of Service Commentary

The current performance is 42.87, the target being 43 per 10,000 children. In terms of actual children 591 were in the care of the Local Authority on the 31st March 2014. The looked after population is still lower per 10,000 than both the England rate and that of our statistical neighbours. It is a difficult target to manage as the need to accommodate children has to be met if the circumstances require it.

CS144: The percentage of LAC with an up-to-date health check

Owner : Tara Jones

Polarity: Bigger is Better

Unit: %

CYPP



	30/04/13	31/05/13	30/06/13	31/07/13	31/08/13	30/09/13	31/10/13	30/11/13	31/12/13	31/01/14	28/02/14	31/03/14
Actual			89.4			89.8			90.5			96.3
Target			96			96			96			96
Symbol												

Latest Comments:

Comment Author: Tara Jones - Comment Subject: Head of Service Commentary

On the 31st March 2014, there were 597 looked after children. To exceed the target of 96% is excellent, particularly given that 17 young people continue to refuse their health assessment. The joint working with health and social care has ensured continuous improvement to the process. The dedicated Business Support process recently introduced, has allowed for robust monitoring, timely requests and accurate paperwork being sent to the health co ordinators, thus reducing errors. 100% was achieved by all FAST teams and the adoption service.

Performance Report - Quarter 4 - 2013/14

CS179: Care Leavers In Suitable Accommodation

Owner : John Harris

Polarity: Bigger is Better

Unit: %

CYPP



	30/04/13	31/05/13	30/06/13	31/07/13	31/08/13	30/09/13	31/10/13	30/11/13	31/12/13	31/01/14	28/02/14	31/03/14
Actual			90.48			88			89.84			91
Target			90			90			90			90
Symbol												

No Comment Required (on target)

-

CS180: Care Leavers in Education, Employment or Training

Owner : John Harris

Polarity: Bigger is Better

Unit: %

CYPP



	30/04/13	31/05/13	30/06/13	31/07/13	31/08/13	30/09/13	31/10/13	30/11/13	31/12/13	31/01/14	28/02/14	31/03/14
Actual			61.27			66			64.76			64.8
Target			65			65			65			65
Symbol												

No Comment Required (on target)

-

Performance Report - Quarter 4 - 2013/14

NI061 Timeliness and stability of adoption of looked after children

CYPP

Owner : Tara Jones

Polarity: Bigger is Better

Unit: %



	30/04/13	31/05/13	30/06/13	31/07/13	31/08/13	30/09/13	31/10/13	30/11/13	31/12/13	31/01/14	28/02/14	31/03/14
Actual			71.4			73.3			83.67			91.18
Target			90			90			90			90
Symbol												

No Comment Required (on target)

-

PAF B79: Fostering/adoption of LAC aged 10 to <16

CYPP

Owner : John Harris

Polarity: Bigger is Better

Unit: %



	30/04/13	31/05/13	30/06/13	31/07/13	31/08/13	30/09/13	31/10/13	30/11/13	31/12/13	31/01/14	28/02/14	31/03/14
Actual			87.63			86.46			87.05			86.96
Target			88			88			88			88
Symbol												

No Comment Required (on target)

-

Performance Report - Quarter 4 - 2013/14

DMT lead: Stuart Carlton

RED DIAMOND

2016SC: % of referrals to social care that are repeats, within 12 mths (QP7.1)

CYPP

Owner : Jo Kavanagh

Polarity: Smaller is Better

Unit: %



	30/04/13	31/05/13	30/06/13	31/07/13	31/08/13	30/09/13	31/10/13	30/11/13	31/12/13	31/01/14	28/02/14	31/03/14
Actual			17.9			19.02			19.35			19.36
Target			18			18			18			18
Symbol												

Latest Comments:

Comment Author: Jo Kavanagh - Comment Subject: Head of Service Commentary

The percentage of repeat referrals has remained at just over 19% since September. Referrals have increased to 6302 at the end of March with repeat re-referrals at 1120. Exploration work in the localities has identified some re-referrals as appropriate as needs can change especially within some large sibling groups however work is continuing to consider if some cases are being closed without being appropriately stepped down to targeted/early help services within the localities.

Although our re-referral rate increased to 19.4% this year, it is likely that Lincolnshire's performance will remain better than the National (24.9% in 2013) and Regional (27.1% in 2013) average; and that our performance will be better than our Statistical Neighbour average (22.1% in 2013).





Performance Report - Quarter 4 - 2013/14

CS077: % of open referrals to CWD (excl. OT) and Transition Teams that have a transition plan

Owner : Sheridan Dodsworth

Polarity: Bigger is Better

Unit: %

	30/04/13	31/05/13	30/06/13	31/07/13	31/08/13	30/09/13	31/10/13	30/11/13	31/12/13	31/01/14	28/02/14	31/03/14
Actual			92.9			88.9			76.7			90.2
Target			97			97			97			97
Symbol												

Latest Comments:

Comment Author: Sheridan Dodsworth - Comment Subject: Head of Service Commentary

This indicator is under-performing by just under 7%. This is an improvement of 13% on Quarter 3.

Under-performance relates to 9 young people. 4 young people actually do have a plan but they hadn't been recorded accurately on the Integrated Children's System (ICS) and therefore hadn't pulled through on ICS when the report was run. Team members have again been reminded that there are three places in which Plans need to be recorded on ICS otherwise it will appear that the young person is without a Plan. These records have now been amended.

Three of the 9 young people have Annual Review Plans with Transition Reviews due to take place in the next couple of months as they have only just turned 14.

The other 2 young people actually have Transition Plans and Reviews recorded a month before their 14th birthday, as their transition review took place in the academic year they were due to turn 14 rather than when they had turned 14. The Head of Service is exploring why this isn't being picked up in the performance report.

In reality 100% of the young people open to the Children with Disabilities Team have Transition Plans or are only just approaching the date of their Transitional Review. The need to ensure accurate recording is being addressed again with practitioners.

Performance Report - Quarter 4 - 2013/14

CS118: % 16-19 LDD clients in EET

Owner : Maggie Freeman

Polarity: Bigger is Better

Unit: %

CYPP



	30/04/13	31/05/13	30/06/13	31/07/13	31/08/13	30/09/13	31/10/13	30/11/13	31/12/13	31/01/14	28/02/14	31/03/14
Actual			86.7			73.32			94.69			91.9
Target			90			70			92			94
Symbol			◆			+			+			◆

Latest Comments:

Comment Author: Maggie Freeman - Comment Subject: Head of Service Commentary

Performance is below target in terms of the young people we know are in EET. In line with the cohort as a whole there are a high percentage of young people in year 14 for whom their situation has expired, or their situation is unknown (23.6% for LDD compared to 27.3% for the cohort as a whole) There will be young people within this cohort who are in employment and or education and training. Arrangements for identifying the status of young people age 19 -25 with LDD are currently being reviewed and as a result of reducing the number of unknowns we expect to see a reduction in NEET.

CS160: Percentage of 16 to 18 year-olds whose situation is 'unknown' on Aspire

Owner : Maggie Freeman

Polarity: Smaller is Better

Unit: %

CYPP



	30/04/13	31/05/13	30/06/13	31/07/13	31/08/13	30/09/13	31/10/13	30/11/13	31/12/13	31/01/14	28/02/14	31/03/14
Actual			10.97			40.24			14.71			11.34
Target			10			30			9			8
Symbol			◆			◆			◆			◆

Latest Comments:

Comment Author: Maggie Freeman - Comment Subject: Head of Service Commentary

The significant underperformance relates to 18 year olds. The DfE decided that they were no longer able to share UCAS data regarding students entering higher education with us. Whilst we have been able to gather most of this data by contacting these students individually, it has diverted resources from contacting all young people, in particular those who are the most difficult to contact. New arrangements have been developed that will allow Job Centre Plus to share more information about the young people with whom they have contact, and a data sharing agreement is currently being negotiated locally to facilitate this. Our performance in relation to 16 and 17 year olds compares well with national data, due to a decision to prioritise these groups to ensure we meet our statutory duties in relation to Raising the Participation Age.





Performance Report - Quarter 4 - 2013/14

CS176: % Academic aged 18, whose situation is 'unknown' on Aspire

Owner : Maggie Freeman

Polarity: Smaller is Better

Unit: %

	30/04/13	31/05/13	30/06/13	31/07/13	31/08/13	30/09/13	31/10/13	30/11/13	31/12/13	31/01/14	28/02/14	31/03/14
Actual			19.06			64.58			33.13			24.63
Target			19			30			18.6			18.2
Symbol												

Latest Comments:

Comment Author: Maggie Freeman - Comment Subject: Head of Service Commentary

There has been some progress towards this target, but there is still significant underperformance. The decision by DfE to discontinue sharing UCAS data regarding young people who have entered HE means that we have had to contact these young people on an individual basis. This has diverted resources from tracking and supporting other young people, in particular those who are difficult to contact. New arrangements have been put in place nationally to enable Job Centre Plus to share more information about the 18 year olds with whom they have contact. A data sharing agreement is being negotiated locally to facilitate this.

CS178: Young People Not In Education, Employment or Training





Owner : Maggie Freeman

Polarity: Smaller is Better

Unit: %

CYPP



	30/04/13	31/05/13	30/06/13	31/07/13	31/08/13	30/09/13	31/10/13	30/11/13	31/12/13	31/01/14	28/02/14	31/03/14
Actual			3.27			2.56			3.33			3.74
Target			3.5			3.5			3.5			3.5
Symbol												

Latest Comments:

Comment Author: Maggie Freeman - Comment Subject: Head of Service Commentary

Although performance is very slightly under target (.24%) it is within the upper quartile nationally. It reflects the considerable amount of work that has been undertaken to increase participation of 16 and 17 year olds. The potential hidden NEET within the unknown 18 year old cohort continues to be of concern.

Performance Report - Quarter 4 - 2013/14





GREEN PLUS

CS127: % of CWD who've had a transitional annual review

Owner : Sheridan Dodsworth

Polarity: Bigger is Better

Unit: %

	30/04/13	31/05/13	30/06/13	31/07/13	31/08/13	30/09/13	31/10/13	30/11/13	31/12/13	31/01/14	28/02/14	31/03/14
Actual			90.48			93.1			89.29			97.6
Target			85			85			85			85
Symbol												

Latest Comments:

Comment Author: Sheridan Dodsworth - Comment Subject: Head of Service Commentary

This indicator is over-performing by almost 13% and is 9% more than Quarter 3. It is testament to the continued efforts of the Children with Disabilities Team who work closely with schools to ensure that children open to the team have their Annual Transitional Review.

The Transitional Review is an essential part of the planning for a young person's transition into adulthood to ensure that the appropriate needs, and services to meet those needs, have been identified well before the child moves from Children's Services. It also allows time for parents or carers to prepare for the way in which their young person will be supported once they reach adulthood. The Team recognises the significance of this period of change and makes it a priority to ensure that young people have their annual review.

CS141: Children's Centres Targeted Reach Achieved





Owner : Cornelia Andrecut

Polarity: Bigger is Better

Unit:

CYPP



	30/04/13	31/05/13	30/06/13	31/07/13	31/08/13	30/09/13	31/10/13	30/11/13	31/12/13	31/01/14	28/02/14	31/03/14
Actual			69.9			78			79.9			91.9
Target			75			75			75			75
Symbol												

No Comment Available

-

Performance Report - Quarter 4 - 2013/14

CS156: Number of full Duke of Edinburgh awards gained

CYPP

Owner : Jo Kavanagh

Polarity: Bigger is Better

Unit: Number



	30/04/13	31/05/13	30/06/13	31/07/13	31/08/13	30/09/13	31/10/13	30/11/13	31/12/13	31/01/14	28/02/14	31/03/14
Actual			162			408			881			1,180
Target			250			500			750			1,000
Symbol			◆			◆			+			+

Latest Comments:

Comment Author: Jo Kavanagh - Comment Subject: Head of Service Commentary

The Duke of Edinburgh's Award in Lincolnshire has recently received congratulations from the Central England Regional Office for being the first authority to pass the 3000 mark for new entrants, a total of 3035 registered during 2013/14 a 5.5% increase on the previous year. A total of 1190 young people achieved their Bronze, Silver or Gold Awards. This was a rise of 13.75% on the previous year.

CS161: Troubled families programme - number of families worked with

CYPP

Owner : Jo Kavanagh

Polarity: Bigger is Better

Unit: Number



	30/04/13	31/05/13	30/06/13	31/07/13	31/08/13	30/09/13	31/10/13	30/11/13	31/12/13	31/01/14	28/02/14	31/03/14
Actual			616			716			938			1,043
Target			457			548			693			892
Symbol			+			+			+			+

Latest Comments:

Comment Author: Jo Kavanagh - Comment Subject: Head of Service Commentary

Performance is better than expected at the end of the second year of the three year Troubled Families Programme. This position reflects our strong performance nationally in identifying and working with all almost all of the families required by the end of the programme. This provides us with the opportunity to opt to become one of the early adopters of phase 2 of the programme with the potential to attract further funding into the authority and expand the numbers of families benefiting from the service.


Performance Report - Quarter 4 - 2013/14

CS171: Number of statements in the statutory timescale

Owner : Sheridan Dodsworth

Polarity: Bigger is Better

Unit: %

	30/04/13	31/05/13	30/06/13	31/07/13	31/08/13	30/09/13	31/10/13	30/11/13	31/12/13	31/01/14	28/02/14	31/03/14
Actual												100
Target												95
Symbol												

Latest Comments:

Comment Author: Sheridan Dodsworth - Comment Subject: Head of Service Commentary



All Statements of Special Educational Needs are completed within statutory timescales. This is testament to the continued efforts of the Additional Needs service to ensure that the needs of young people with special educational requirements are being assessed, identified and met without undue delay.

CS174: % Academic age 16 - Raising the Participation Age (RPA) cohort, whose situation is 'unknown'

Owner : Maggie Freeman

Polarity: Smaller is Better

Unit: %

	30/04/13	31/05/13	30/06/13	31/07/13	31/08/13	30/09/13	31/10/13	30/11/13	31/12/13	31/01/14	28/02/14	31/03/14
Actual			4.28			30.76			3.07			2.73
Target			3.8			15			3.5			3
Symbol												

Latest Comments:

Comment Author: Maggie Freeman - Comment Subject: Head of Service Commentary

Performance is better than target. This is a result of the decision to focus our resources (LA funded careers service) on the 16 and 17 year age group, to ensure that our statutory duties in relation to Raising the Participation Age are met.





Performance Report - Quarter 4 - 2013/14

CS175: % Academic aged 17, whose situation is 'unknown' on Aspire

Owner : Maggie Freeman

Polarity: Smaller is Better

Unit: %

	30/04/13	31/05/13	30/06/13	31/07/13	31/08/13	30/09/13	31/10/13	30/11/13	31/12/13	31/01/14	28/02/14	31/03/14
Actual			9.17			24.72			7.27			6.44
Target			8			15			7.6			7
Symbol												

Latest Comments:

Comment Author: Maggie Freeman - Comment Subject: Head of Service Commentary



Performance is better than target as a result of the decision to focus the available resource on tracking and supporting 16 and 17 year olds, to ensure that we are meeting our statutory duties in relation to the 2nd phase of introduction of Raising the Participation Age.

CS183: Percentage of Referrals Progressed to a Continuous Assessment

Owner : Jo Kavanagh

Polarity:

Unit: %

	30/04/13	31/05/13	30/06/13	31/07/13	31/08/13	30/09/13	31/10/13	30/11/13	31/12/13	31/01/14	28/02/14	31/03/14
Actual									83.2			87.4
Target									82			82
Symbol												

Latest Comments:

Comment Author: Jo Kavanagh - Comment Subject: Head of Service Commentary

Performance is better than expected and reflects the commitment to the accuracy of the screening and allocation process. A high proportion of referrals are appropriate and require a continuous assessment in order to identify any unmet needs.

Performance Report - Quarter 4 - 2013/14

NI082 Achievement of a Level 2 qualification by the age of 19 in the Free School Meals Group

CYPP

Owner : Maggie Freeman

Polarity: Bigger is Better

Unit: %



	30/04/13	31/05/13	30/06/13	31/07/13	31/08/13	30/09/13	31/10/13	30/11/13	31/12/13	31/01/14	28/02/14	31/03/14
Actual					65							
Target					63							
Symbol												

Latest Comments:

Comment Author: Maggie Freeman - Comment Subject: Head of Service Commentary

Closing the gap in achievement at age 19 between young people who have had free school meals (FSM) and those who have not has been one of the Council's strategic priorities for post 16 education for the last 3 years. Work has been undertaken by the 14 - 19 team through the 14 - 19 Partnership, the Raising the Participation Age (RPA) Vulnerable Learners Group and through the implementation of the Lincolnshire Strategy for Post 16 Learners with Learning Difficulties and/or Disabilities to focus on participation and attainment of vulnerable young people, including FSM. The bringing together of education providers and others who support young people (including statutory and voluntary sectors) is key to this performance.

Performance Report - Quarter 4 - 2013/14





BLUE CIRCLE

CS052: % of CwD who participate in their short-term breaks review

Owner : Sheridan Dodsworth

Polarity: Bigger is Better

Unit: %

	30/04/13	31/05/13	30/06/13	31/07/13	31/08/13	30/09/13	31/10/13	30/11/13	31/12/13	31/01/14	28/02/14	31/03/14
Actual			83.3			83.3			80.8			92.9
Target			94			94			94			94
Symbol												

No Comment Required (on target)


-

CS159: Percentage of families of children with disabilities using direct payments

Owner : Sheridan Dodsworth

Polarity: Bigger is Better

Unit: %

	30/04/13	31/05/13	30/06/13	31/07/13	31/08/13	30/09/13	31/10/13	30/11/13	31/12/13	31/01/14	28/02/14	31/03/14
Actual												50.4
Target												50
Symbol												

No Comment Required (on target)

-

Performance Report - Quarter 4 - 2013/14

CS167: % of eligible two year-olds who are in receipt of their Early Years Entitlement

CYPP

Owner : Catherine Stratton

Polarity: Bigger is Better

Unit: %



	30/04/13	31/05/13	30/06/13	31/07/13	31/08/13	30/09/13	31/10/13	30/11/13	31/12/13	31/01/14	28/02/14	31/03/14
Actual						79.4			93.2			84.3
Target			70			75			80			85
Symbol			?			●			+			●

Latest Comments:

Comment Author: Steph Douglas - Comment Subject: Head of Service Commentary

Performance is on target as expected at this point in the year. An increased focus on marketing has raised the profile and update of this indicator with eligible families. We are confident that we will achieve the target set within the performance data table.

CS168: % of 16 year-olds participating in Learning (according to RPA)

CYPP

Owner : Maggie Freeman

Polarity: Bigger is Better

Unit: %



	30/04/13	31/05/13	30/06/13	31/07/13	31/08/13	30/09/13	31/10/13	30/11/13	31/12/13	31/01/14	28/02/14	31/03/14
Actual			91.47			68.05			94.55			94.1
Target			87			87			87			94
Symbol			+			◆			+			●

No Comment Required (on target)

-


Performance Report - Quarter 4 - 2013/14

CS170: Gap in achievement of Level 2 qual in both English & Maths by age 19 between FSM grp & peers

Owner : Maggie Freeman

Polarity: Smaller is Better

Unit: Score

	30/04/13	31/05/13	30/06/13	31/07/13	31/08/13	30/09/13	31/10/13	30/11/13	31/12/13	31/01/14	28/02/14	31/03/14
Actual					35							
Target					34							
Symbol												

No Comment Required (on target)

-

CS177: % Academic aged 16 - Raising the Participation Age - LAC Participation in learning





CYPP

Owner : Maggie Freeman

Polarity: Bigger is Better

Unit: %



	30/04/13	31/05/13	30/06/13	31/07/13	31/08/13	30/09/13	31/10/13	30/11/13	31/12/13	31/01/14	28/02/14	31/03/14
Actual			75			36.36			85.42			85.71
Target			84			65			86			87
Symbol												

Latest Comments:

Comment Author: Maggie Freeman - Comment Subject: Head of Service Commentary

This is effectively on target. The small size of the cohort means the difference represents less than 1 individual





Performance Report - Quarter 4 - 2013/14

NI059P Percentage of Initial assessments for children's social care carried out < 10 working days

Owner : Jo Kavanagh

Polarity: Bigger is Better

Unit: %

	30/04/13	31/05/13	30/06/13	31/07/13	31/08/13	30/09/13	31/10/13	30/11/13	31/12/13	31/01/14	28/02/14	31/03/14
Actual			90			88.19			86.83			86.83
Target			85			85			85			85
Symbol												

No Comment Required (on target)





-

NI060 Percentage core assessments for children's social care carried out < 35 working days

Owner : Jo Kavanagh

Polarity: Bigger is Better

Unit: %

	30/04/13	31/05/13	30/06/13	31/07/13	31/08/13	30/09/13	31/10/13	30/11/13	31/12/13	31/01/14	28/02/14	31/03/14
Actual			89.15			87.3			87.37			85.81
Target			85			85			85			85
Symbol												

No Comment Required (on target)

-

Performance Report - Quarter 4 - 2013/14

NI079 Achievement of a Level 2 qualification by the age of 19

Owner : Maggie Freeman

Polarity: Bigger is Better

Unit: %

CYPP



	30/04/13	31/05/13	30/06/13	31/07/13	31/08/13	30/09/13	31/10/13	30/11/13	31/12/13	31/01/14	28/02/14	31/03/14
Actual					85.2							
Target					85							
Symbol												

No Comment Required (on target)

-

NI080 Achievement of a Level 3 qualification by the age of 19

Owner : Maggie Freeman

Polarity: Bigger is Better

Unit: %

CYPP



	30/04/13	31/05/13	30/06/13	31/07/13	31/08/13	30/09/13	31/10/13	30/11/13	31/12/13	31/01/14	28/02/14	31/03/14
Actual					56.5							
Target					57							
Symbol												

No Comment Required (on target)

-

Performance Report - Quarter 4 - 2013/14

DMT lead: Debbie Barnes

RED DIAMOND

CS043: Primary School persistent absence rate

Owner : John O'Connor

Polarity: Smaller is Better

Unit: %

CYPP



	30/04/13	31/05/13	30/06/13	31/07/13	31/08/13	30/09/13	31/10/13	30/11/13	31/12/13	31/01/14	28/02/14	31/03/14
Actual					3.9							
Target					3							
Symbol												

Latest Comments:

Comment Author: John O'Connor - Comment Subject: Head of Service Commentary

Performance is 0.8% worse than the challenging target set this is because primary schools are still not tackling persistent absence with sufficient rigour. This year's performance is 0.2% worse than last years which has also been the case for primary schools nationally. The gap between Lincolnshire and that seen nationally remains 0.3% worse. The data relates to the previous academic year and since this time the inclusion and attendance team have updated the code of conduct for schools in the use of fixed penalty notices and have trained over 150 schools in its application. The effect of this will only in part be seen in the next set of data published. The attendance strategy is now 2 years old and the majority of the actions are now complete. In August the strategy will be updated focussing on primary school performance. We still expect year-on-year improvements as the new systems embed within schools.

Performance Report - Quarter 4 - 2013/14

NI114 Rate of permanent exclusions from school

CYPP

Owner : John O'Connor

Polarity: Smaller is Better

Unit: %



	30/04/13	31/05/13	30/06/13	31/07/13	31/08/13	30/09/13	31/10/13	30/11/13	31/12/13	31/01/14	28/02/14	31/03/14
Actual					0.16							
Target					0.1							
Symbol												

Latest Comments:

Comment Author: John O'Connor - Comment Subject: Head of Service Commentary

This is 0.06 exclusions per 10,000 population worse than target due to exclusions within Lincolnshire schools remaining higher than that seen nationally. This position is also 0.02 exclusions per 10,000 population worse than last year. Secondary school exclusions still remain nearly twice that of primary schools.

Secondary school exclusion panels are being trialed in the summer term and reported back to schools in September. Individual schools are challenged over any exclusion where there is no appropriate reason.

Performance Report - Quarter 4 - 2013/14

GREEN PLUS

CS155: No. CYP accessing at least one arts/music activity offered by LCC/LSIS

Owner : John O'Connor

Polarity: Bigger is Better

Unit: Number

CYPP



	30/04/13	31/05/13	30/06/13	31/07/13	31/08/13	30/09/13	31/10/13	30/11/13	31/12/13	31/01/14	28/02/14	31/03/14
Actual								19,134				
Target								12,500				
Symbol												

Latest Comments:

Comment Author: John O'Connor - Comment Subject: Head of Service Commentary

Just under an extra 7,000 children and young people have had access to at least one music or arts activity which is fantastic performance. The popularity of the service continues to grow as more children take up the offer. Flexible use of facilities, timings and activities has led to this performance.

NI087 Secondary school persistent absence rate

Owner : John O'Connor

Polarity: Smaller is Better

Unit: %

CYPP



	30/04/13	31/05/13	30/06/13	31/07/13	31/08/13	30/09/13	31/10/13	30/11/13	31/12/13	31/01/14	28/02/14	31/03/14
Actual					6.6							
Target					7							
Symbol												

Latest Comments:

Comment Author: John O'Connor - Comment Subject: Head of Service Commentary

Secondary schools have responded well to the actions contained within the attendance strategy 'Every Day Matters'. It is clear that secondary schools have refreshed their policies and practice to address persistently absent children.

Whilst this is good performance in relation to the target and compared to that nationally (Lincs 6.6%, Nationally 6.5%) it is still much higher than the primary sector.

Since this data is based on last year we expect continued improvement as schools now have an updated code of conduct on the issuing of fixed penalty notices and have attended training sessions in its use and implementation. These should ensure that improvements continue further.

Performance Report - Quarter 4 - 2013/14

BLUE CIRCLE

CS014 Rate of fixed term exclusions


Owner : John O'Connor

Polarity: Smaller is Better

Unit: %

CYPP



	30/04/13	31/05/13	30/06/13	31/07/13	31/08/13	30/09/13	31/10/13	30/11/13	31/12/13	31/01/14	28/02/14	31/03/14
Actual					2.71							
Target					2.7							
Symbol												

No Comment Required (on target)


-

CS172: Primary Admissions First Choice

Owner : John O'Connor

Polarity: Bigger is Better

Unit: %

	30/04/13	31/05/13	30/06/13	31/07/13	31/08/13	30/09/13	31/10/13	30/11/13	31/12/13	31/01/14	28/02/14	31/03/14
Actual					92.3							
Target					92							
Symbol												

Latest Comments:

Comment Author: Richard Porter - Comment Subject: Head of Service Commentary

There are no known issues with achieving this performance at the end of the year.


Performance Report - Quarter 4 - 2013/14

CS173: Secondary Admissions First Choice

Owner : John O'Connor

Polarity: Bigger is Better

Unit: %

	30/04/13	31/05/13	30/06/13	31/07/13	31/08/13	30/09/13	31/10/13	30/11/13	31/12/13	31/01/14	28/02/14	31/03/14
Actual					93.91							
Target					94							
Symbol												

Latest Comments:

Comment Author: Richard Porter - Comment Subject: Head of Service Commentary

There are no known issues with achieving this performance at the end of the year.

Performance Report - Quarter 4 - 2013/14

DMT lead: Keith Batty


RED DIAMOND

CS136: % of pupils achieving 5 or more A*-G grade GCSEs (or equivalent) including English and Maths

Owner : Andy Birch

Polarity: Bigger is Better

Unit: %

	30/04/13	31/05/13	30/06/13	31/07/13	31/08/13	30/09/13	31/10/13	30/11/13	31/12/13	31/01/14	28/02/14	31/03/14
Actual					95.3							
Target					98							
Symbol												

Latest Comments:

Comment Author: Andy Birch - Comment Subject: Head of Service Commentary

Performance is currently 2.7% below target

The actual outcome is slightly above the 2013/14 National Average of 95%. The crucial reason why this target has not been achieved is due to significant changes in examination entry policy of the last 2 years. The target of 98% took into account a large range of vocational courses which had proved highly successful in delivering grade C and better outcomes. With the new focus on EBacc and progress 8, schools have narrowed their curriculum much more towards GCSE only subjects which prove more challenging for many students. The school improvement team is working intensely with schools and academies to support them as they transition to a more academic curriculum. This includes sharing of good practice and close attention to the deployment of pupil premium to ensure that all pupils make good progress.

Performance Report - Quarter 4 - 2013/14

CS138: Progression by 3 levels in English between KS2 and KS4

Owner : Andy Birch

Polarity: Bigger is Better

Unit:

CYPP



	30/04/13	31/05/13	30/06/13	31/07/13	31/08/13	30/09/13	31/10/13	30/11/13	31/12/13	31/01/14	28/02/14	31/03/14
Actual					69							
Target					75							
Symbol												

Latest Comments:

Comment Author: Andy Birch - Comment Subject: Head Of Service Commentary

Performance is currently 6% below target

The validated National Average for 2013/14 is 69%. All schools and academies have been challenged on their performance. Education Advisers have worked directly with maintained schools focussing on the levels of progress issue. In addition, Advisers have visited Lincolnshire academies and reported on strategies they have in place to improve outcomes. In 2014/5 support as well as challenge is being offered to academies as well as maintained schools.

CS163: Progression by two levels in Reading between Key Stage 1 and Key Stage 2

Owner : Gill Curtis

Polarity: Bigger is Better

Unit: %

CYPP



	30/04/13	31/05/13	30/06/13	31/07/13	31/08/13	30/09/13	31/10/13	30/11/13	31/12/13	31/01/14	28/02/14	31/03/14
Actual					90							
Target					92							
Symbol												

Latest Comments:

Comment Author: Tim Culpin - Comment Subject: Head Of Service Commentary

The Lincolnshire figure did decrease by 1% from 91 in 2012 to 90 in 2013, however here was a drop in the national figure by 2% from 90 to 88. Lincolnshire remains 2% above national and above all its statistical neighbours and improved its national ranking from 35th in 2012 to 30th in 2013.

Performance Report - Quarter 4 - 2013/14

NI075 Achievement of 5 or more A*-C grades at GCSE or equivalent including English and Maths

Owner : Andy Birch

Polarity: Bigger is Better

Unit: %

CBP

CYPP



	30/04/13	31/05/13	30/06/13	31/07/13	31/08/13	30/09/13	31/10/13	30/11/13	31/12/13	31/01/14	28/02/14	31/03/14
Actual					61.8							
Target					65							
Symbol												

Latest Comments:

Comment Author: Andy Birch - Comment Subject: Head Of Service Commentary

Performance currently 3.2% below target

Lincolnshire has maintained above average performance against the national target for the last four years. Lincolnshire is currently 2.6% above national in terms of 5 ACEM.

Education Advisers have been working intensively with LA maintained schools to ensure that future outcomes are in line with expectations. In 2014/5 advisers and consultants will also offer support to academies where attainment is below expectations.

NI102i Achievement gap between disadvantaged pupils and their peers (KS2)

Owner : Gill Curtis

Polarity: Smaller is Better

Unit: %

CBP

CYPP



	30/04/13	31/05/13	30/06/13	31/07/13	31/08/13	30/09/13	31/10/13	30/11/13	31/12/13	31/01/14	28/02/14	31/03/14
Actual					21.7							
Target					18							
Symbol												

Latest Comments:

Comment Author: Gill Curtis - Comment Subject: Head of Service Commentary

Performance for 2013 was 3.7% below target, with the gap of FSM performance in Lincolnshire to national FSM performance widening to 3%. We are no longer in line with national figures, though within 1% of our statistical neighbours. This is not acceptable and immediate actions were put in place autumn 2013 including adjusting the work of the Education Services to include an explicit focus on effective use and impact of Pupil Premium funding, and setting up of a Programme Board with remit for strategic action planning for Closing the Gap.

Performance Report - Quarter 4 - 2013/14

NI102ii Achievement gap between disadvantaged pupils and their peers (KS4)

Owner : Andy Birch

Polarity: Smaller is Better

Unit: %

CBP

CYPP



	30/04/13	31/05/13	30/06/13	31/07/13	31/08/13	30/09/13	31/10/13	30/11/13	31/12/13	31/01/14	28/02/14	31/03/14
Actual					31							
Target					29							
Symbol												

Latest Comments:

Comment Author: Tim Culpin - Comment Subject: Head of Service Commentary

It has been recognised that Lincolnshire is not performing sufficiently well in closing the gap at all stages. As a result, a working party has been set up by Lincolnshire County Council , involving LA officers, headteachers and other appropriate stakeholders. Initially this group is working with Nottinghamshire County Council who have been successful in this area. This was a focus at the recent headteacher briefings to challenge the heads to make it a priority in their schools.

Performance Report - Quarter 4 - 2013/14

GREEN PLUS

CS137: Percentage of pupils achieving the English Baccaulareate at KS4

CYPP

Owner : Andy Birch

Polarity: Bigger is Better

Unit: %



	30/04/13	31/05/13	30/06/13	31/07/13	31/08/13	30/09/13	31/10/13	30/11/13	31/12/13	31/01/14	28/02/14	31/03/14
Actual					27.2							
Target					22							
Symbol												

Latest Comments:

Comment Author: Tim Culpin - Comment Subject: Head Of Service Commentary

Achievement well above target and above national figure

NI107gie %ge point gap KS2 level 4+ English & Maths - Any Other White Background

CYPP

Owner : Andy Birch

Polarity: Smaller is Better

Unit: %



	30/04/13	31/05/13	30/06/13	31/07/13	31/08/13	30/09/13	31/10/13	30/11/13	31/12/13	31/01/14	28/02/14	31/03/14
Actual					4.8							
Target					19							
Symbol												

Latest Comments:

Comment Author: Tim Culpin - Comment Subject: Head of Service Commentary

This is well above target and we are very pleased about this

Performance Report - Quarter 4 - 2013/14

BLUE CIRCLE

CS139: Progression by 3 levels in Maths between KS2 and KS4


Owner : Andy Birch

Polarity: Bigger is Better

Unit: %

CYPP



	30/04/13	31/05/13	30/06/13	31/07/13	31/08/13	30/09/13	31/10/13	30/11/13	31/12/13	31/01/14	28/02/14	31/03/14
Actual					72							
Target					73							
Symbol												

No Comment Required (on target)

-

CS162: Achievement at level 4 or above in both Reading, Writing and Maths at Key Stage 2 (threshold)


Owner : Gill Curtis

Polarity: Bigger is Better

Unit: %

CYPP



	30/04/13	31/05/13	30/06/13	31/07/13	31/08/13	30/09/13	31/10/13	30/11/13	31/12/13	31/01/14	28/02/14	31/03/14
Actual					76							
Target					76							
Symbol												

No Comment Required (on target)

-

Performance Report - Quarter 4 - 2013/14

CS164: Progression by two levels in Writing between Key Stage 1 and Key Stage 2

CYPP

Owner : Gill Curtis

Polarity: Bigger is Better

Unit: %



	30/04/13	31/05/13	30/06/13	31/07/13	31/08/13	30/09/13	31/10/13	30/11/13	31/12/13	31/01/14	28/02/14	31/03/14
Actual					93							
Target					92							
Symbol												

No Comment Required (on target)

-

CS165: % of pupils in good or outstanding schools

Owner : Keith Batty

Polarity: Bigger is Better

Unit: %

	30/04/13	31/05/13	30/06/13	31/07/13	31/08/13	30/09/13	31/10/13	30/11/13	31/12/13	31/01/14	28/02/14	31/03/14
Actual			79.1			78.36			78.23			79.23
Target			80			80			80			80
Symbol												

No Comment Required (on target)

-





Performance Report - Quarter 4 - 2013/14

CS166: % of schools judged to be good or outstanding

Owner : Keith Batty

Polarity: Bigger is Better

Unit: %

	30/04/13	31/05/13	30/06/13	31/07/13	31/08/13	30/09/13	31/10/13	30/11/13	31/12/13	31/01/14	28/02/14	31/03/14
Actual			80.6			80.4			81.14			81.66
Target			82			82			82			82
Symbol												

No Comment Required (on target)

-

CS169: Achievement of Good Level of Development in the Early Years Foundation Stage (EYFS)


Owner : Catherine Stratton

Polarity: Bigger is Better

Unit: %

CYPP



	30/04/13	31/05/13	30/06/13	31/07/13	31/08/13	30/09/13	31/10/13	30/11/13	31/12/13	31/01/14	28/02/14	31/03/14
Actual					65							
Target					65							
Symbol												

Latest Comments:

Comment Author: Steph Douglas - Comment Subject: Head of Service Commentary

There was no target set in advance for this performance indicator as the measurement relates to new statutory assessment criteria introduced in 2013. The target figure is the actual outcome of 65%. Early data collection information indicates that Lincolnshire outcomes of 65% are above the current Local Authority average of 51%. These figures will be confirmed in the 2013 Autumn Statistical Release from the DFE.

Performance Report - Quarter 4 - 2013/14

NI094 Progression by 2 levels in Maths between Key Stage 1 and Key Stage 2

CYPP

Owner : Gill Curtis

Polarity: Bigger is Better

Unit: %



	30/04/13	31/05/13	30/06/13	31/07/13	31/08/13	30/09/13	31/10/13	30/11/13	31/12/13	31/01/14	28/02/14	31/03/14
Actual					89							
Target					90							
Symbol												

No Comment Required (on target)

-

Performance Report - Quarter 4 - 2013/14

DMT lead: Public Health

RED DIAMOND

CS117: % 16-19 teenage mothers in EET

Owner : Marie Jarrett

Polarity: Bigger is Better

Unit: %

CYPP



	30/04/13	31/05/13	30/06/13	31/07/13	31/08/13	30/09/13	31/10/13	30/11/13	31/12/13	31/01/14	28/02/14	31/03/14
Actual			31.11			22.22			16.67			11.54
Target			27			27			27			27
Symbol												

Latest Comments:

Comment Author: Marie Jarrett - Comment Subject: Head of Service Commentary

The Programme Coordinator Teenage Parents is now in post and the following measures are being pursued A countywide midwifery notification form to alert the TP team to teen parents as early as possible and ensure NEET interventions. A working group of analyst and performance leads from public health and childrens services to review intelligence, system indicators and propose revised targets if necessary.

CS181: Percentage of Primary Birth Visits Done Within 14 Days

Owner : LCHS

Polarity: Bigger is Better

Unit:

CYPP



	30/04/13	31/05/13	30/06/13	31/07/13	31/08/13	30/09/13	31/10/13	30/11/13	31/12/13	31/01/14	28/02/14	31/03/14
Actual			91.2			92.5			92			90.3
Target			95			95			95			95
Symbol												

Latest Comments:

Comment Author: Carolyn Dean - Comment Subject: Head of Service Commentary

Performance issues have persisted from Q3 into Q4 with primary birth visit target. There are two main reasons why this does not take place: firstly the infant may still be in hospital because of prematurity or other complications following the birth, in which case the Health Visitor carries out the primary birth visit once the infant has been discharged from hospital, in most cases by 30 days. Secondly the Health Visitor has difficulty accessing the home to carry out the visit. In this case the Health Visitor continues to pursue the contact until achieved.

Performance Report - Quarter 4 - 2013/14

NI053i Percentage of infants being breastfed at 6-8 weeks (breastfeeding prevalence)

CYPP

Owner : LCHS

Polarity: Bigger is Better

Unit: %



	30/04/13	31/05/13	30/06/13	31/07/13	31/08/13	30/09/13	31/10/13	30/11/13	31/12/13	31/01/14	28/02/14	31/03/14
Actual			37.1			38.2			40.2			37.3
Target			42.4			42.4			42.4			42.4
Symbol												

Latest Comments:

Comment Author: Carolyn Dean - Comment Subject: Head of Service Commentary

As highlighted in the previous quarter, the maintenance of breastfeeding at 6-8 weeks has traditionally proved difficult to achieve, with Lincolnshire's Q4 performance having dropped further away from the threshold than in Q3.

Staffing issues persist in the service, however the recent review of this service, it's KPI's and targets will hopefully work to solve some of these issues in the near future.

Performance Report - Quarter 4 - 2013/14

GREEN PLUS

CS148: Under 18 conception rate

Owner : Marie Jarrett

Polarity: Smaller is Better

Unit:

CYPP



	30/04/13	31/05/13	30/06/13	31/07/13	31/08/13	30/09/13	31/10/13	30/11/13	31/12/13	31/01/14	28/02/14	31/03/14
Actual									30.5			
Target									36			
Symbol												

No Comment Available

-

CS182: Percentage of 6-8 Week Visits Completed Within Timescales.

Owner : LCHS

Polarity: Bigger is Better

Unit:

CYPP



	30/04/13	31/05/13	30/06/13	31/07/13	31/08/13	30/09/13	31/10/13	30/11/13	31/12/13	31/01/14	28/02/14	31/03/14
Actual			96.2			96.7			97.7			97.3
Target			95			95			95			95
Symbol												

Latest Comments:

Comment Author: Carolyn Dean - Comment Subject: Head of Service Commentary

Uptake of this service is consistently high but can vary from month to month, depending on the number of families who have been difficult to contact. A target of 95% is realistic taking into consideration this variability from month to month.

Performance Report - Quarter 4 - 2013/14

DMT lead: Sally Savage





RED DIAMOND

CS108: % LAC (> 20 days) with a PEP

Owner : Karen Bailey

Polarity: Bigger is Better

Unit: %

	30/04/13	31/05/13	30/06/13	31/07/13	31/08/13	30/09/13	31/10/13	30/11/13	31/12/13	31/01/14	28/02/14	31/03/14
Actual			84.3			79.08			83.98			89.7
Target			94			94			94			94
Symbol												

Latest Comments:

Comment Author: Karen Bailey - Comment Subject: Head of Service Commentary

The ePEP performance at 89.70% is below target by 4.30%.

This is due to ongoing issues with the ePEP system. To improve performance Mouchel are investigating the internet firewalls and the effects this may be having on the speed of epep. Business support for social care teams are coordinating epep initiation and meeting bookings to allow social workers better use of time with the system.

Performance Report - Quarter 4 - 2013/14

PAF C24: LAC absent from School

CYPP

Owner : Karen Bailey

Polarity: Smaller is Better

Unit: %



	30/04/13	31/05/13	30/06/13	31/07/13	31/08/13	30/09/13	31/10/13	30/11/13	31/12/13	31/01/14	28/02/14	31/03/14
Actual						5.3						
Target						2						
Symbol												

Latest Comments:

Comment Author: Karen Bailey - Comment Subject: Head of Service Commentary

The LAC absent from school at 5.30% is below the 2.0% target by 3.30%. (smaller is better)

This is due to a limited number of individual LAC who refuse to attend school. LAC identified as having attendance issues have education welfare officers and individual attendance plans that are reviewed monthly.

LACES currently draw attendance data from the 6 month personal education plan. To improve performance it has been identified that attendance issues need identifying earlier before the young person establishes a non-attendance pattern. The Looked After Children Education Service is currently gathering information on services that can provide daily attendance for all LAC belonging to Lincolnshire.

Performance Report - Quarter 4 - 2013/14

GREEN PLUS

NI100 Looked after children reaching level 4 in mathematics at Key Stage 2

CYPP

Owner : Karen Bailey

Polarity: Bigger is Better

Unit: %



	30/04/13	31/05/13	30/06/13	31/07/13	31/08/13	30/09/13	31/10/13	30/11/13	31/12/13	31/01/14	28/02/14	31/03/14
Actual					62							
Target					35							
Symbol												

Latest Comments:

Comment Author: Karen Bailey - Comment Subject: Head of Service Commentary

The keystage 2 provisional results for maths exceeded the target set at 35%. A target was set for English but this is no longer measured. It is now split into reading and writing. In reading the percentage achieved exceeded the target set for English and in writing it was within tolerance. To achieve 5A*-C including English and maths a foundation of level 4B+ is needed at the end of KS2. This cohort will eventually be working on GCSE exams with less teacher assessed work and modular exams. The majority of their courses will be final exams after two years study.

The cohort will need support through use of the pupil premium and LACES intervention throughout their secondary education in order to make continued progress and achieve under the new system. Home tuition started in year 6 is continuing in year 7. Young people in this cohort have had Letterbox Parcels in their year 3, year 5 and will receive them again in year 7. The Letterbox Club was highlighted in Education Matters in Care (2012) as good practice.

Performance Report - Quarter 4 - 2013/14





BLUE CIRCLE

NI066 Looked after children cases which were reviewed within required timescales

Owner : David McWilliams

Polarity: Bigger is Better

Unit: %

	30/04/13	31/05/13	30/06/13	31/07/13	31/08/13	30/09/13	31/10/13	30/11/13	31/12/13	31/01/14	28/02/14	31/03/14
Actual			100			99.62			99.76			99.64
Target			100			100			100			100
Symbol												

No Comment Required (on target)





-

NI067 Percentage of child protection cases which were reviewed within required timescales

Owner : David McWilliams

Polarity: Bigger is Better

Unit: %

	30/04/13	31/05/13	30/06/13	31/07/13	31/08/13	30/09/13	31/10/13	30/11/13	31/12/13	31/01/14	28/02/14	31/03/14
Actual			98			97.72			98.09			100
Target			100			100			100			100
Symbol												

No Comment Required (on target)

-

Performance Report - Quarter 4 - 2013/14

NI101 Looked after children achieving 5 A*-C GCSEs (or equivalent) at KS 4 (with English and Maths)

CYPP

Owner : Karen Bailey

Polarity: Bigger is Better

Unit: %



	30/04/13	31/05/13	30/06/13	31/07/13	31/08/13	30/09/13	31/10/13	30/11/13	31/12/13	31/01/14	28/02/14	31/03/14
Actual					16.2							
Target					16							
Symbol												

Latest Comments:

Comment Author: Karen Bailey - Comment Subject: Head of Service Commentary

The KS4 target for 5A*-C GCSE including English and maths was set at 16% based on detailed knowledge of the cohort and using Fischer Family Trust (FFT) data model B and from Teacher Assessment indicating the levels achieved in core subjects. This process also considered their attendance, behaviour, attitude as reported by the Designated Teacher in school, social worker or carer. The percentage achieving the required level was 16.2% and is within tolerance of the target. These young people have moved onto post 16 education placements or employment with learning with continued support available on an individual level from LACES

PAF C63: Participation of LAC in reviews

Owner : David McWilliams

Polarity: Bigger is Better

Unit: %

	30/04/13	31/05/13	30/06/13	31/07/13	31/08/13	30/09/13	31/10/13	30/11/13	31/12/13	31/01/14	28/02/14	31/03/14
Actual			99.73			99.86			99.91			99.8
Target			100			100			100			100
Symbol												

No Comment Required (on target)

-